



Online Safety

St Bernadette's Catholic Primary School

Key Issues & Resources

Social Media & Privacy

Safer Internet Day



Online Safety

St Bernadette's Catholic Primary School

Key Issues & Resources

Social Media & Privacy

Safer Internet Day

Online Safety

St Bernadette's Catholic Primary School

**Key Issues &
Resources**

**Social Media
& Privacy**

**Safer
Internet Day**



Online Safety

St Bernadette's Catholic Primary School

Key Issues & Resources

Social Media & Privacy

Safer Internet Day



Issues

Do you know what your pupils like to do online?

Are you aware of how the online behaviour of each year group progresses?

Have there been any reported incidents in school? Is everyone familiar on how incidents should be handled?



pop-ups
messaging
blogs
cyberbullying
sexting
grooming
friends
social-networking
commercialism
contact
emails
parental-controls
copyright
personal-information
strangers
reliability
questions
spam
photos
digital-footprint
downloading
sharing

Are you up to date with new and emerging trends?



www.childnet.com/teachers-and-professionals



Hot topics - Advice for key issues facing young people with accompanying resources

Need help - Support with blocking and reporting, and responding to concerns

Resources - Targeted resources which can be filtered by key stage and topic

FAQs - for your workplace

Resources to help



Sites, apps and games we've reviewed so far

<https://www.hotlawapp.org.uk>



www.childnet.com/teachers-and-professionals

The screenshot shows the top navigation bar of the Childnet International website. The main menu includes 'Young people', 'Teachers and Professionals', 'Parents and Carers', and 'Press and Poli'. Below the navigation is a large image of a teacher and students. The page title is 'Teachers and Professionals'. The main text welcomes teachers and professionals, highlighting the benefits of internet safety in education. Below this are four green icons with corresponding text boxes: 'For working with young people', 'For you as a professional', 'For your workplace', and 'Staff E-safety INSET Presentation'. Each icon box contains a brief description of the resources available.

Childnet International
Young people Teachers and Professionals Parents and Carers Press and Poli

Teachers and Professionals

Welcome teachers and professionals! Using the internet with children and young people is an incredibly rewarding experience. Incorporating internet safety themes across the curriculum, and celebrating the benefits of new technologies, can enhance learning in so many ways.

In this section you will find resources to help you use the internet safely and positively as a professional, and information to help safeguard your workplace and the young people you work with.

For working with young people
Information and advice about key internet safety topics and reporting bodies that are available online.

For you as a professional
Information for teachers and professionals about social networking practices and successful use of technology with young people.

For your workplace
Information and advice for teachers and professionals about best practice esafety procedures and considerations for your workplace.

Staff E-safety INSET Presentation
This E-safety INSET presentation is designed to be delivered by the E-safety Lead, or designated staff member, in your school, organisation or child care setting.

Hot topics - Advice for key issues facing young people with accompanying resources

Need help - Support with blocking and reporting, and responding to concerns

Resources - Targeted resources which can be filtered by key stage and topic

FAQs - for your workplace

Resources to help

childnet.com/resources

Childnet International

Young people Teachers and Professionals Now for Schools Support Us

Resources

filter by age/audience filter by topic

Filter by: Show all and type: Show all

Trust me

Parents: Supporting Young People Online (Leaflets)

Childnet Digital Leaders Programme

ndcs Be Safe and Smart Online child

CHILDNET FILM COMPETITION 2016

E-SAFETY IN THE COMPUTING CURRICULUM

STAR Toolkit

Sites, apps and games we've reviewed so far

Rather than trying to cover every social network out there, we're focusing on the ones kids use the most.

[How we developed this guide >](#)

<https://www.net-aware.org.uk>

Sort by: Most popular A-Z Filter by: All categories icon color

Showing 15 of 38 networks



childnet.com/resources

filter by age/audience

filter by topic

Resources

Filter by: Show all

and type: Show all



Trust me
A critical thinking resource



Parents: Supporting Young People Online (Leaflets)



Childnet Digital Leaders Programme



ndcs
Be Safe and Smart Online **child**



CHILDNET FILM COMPETITION 2016



E-safety in the Computing



E-SAFETY IN THE COMPUTING CURRICULUM



STAR
Toolkit

Sites, apps and games we've reviewed so far

Rather than trying to cover every social network out there, we're focusing on the ones kids use the most.

[How we developed this guide >](#)

<https://www.net-aware.org.uk>



Sort by: **Most popular** A-Z

Filter by : All categories icon color

Showing 15 of 38 networks



Is content on Minecraft: Pocket Edition suitable for children and young people?

We asked parents and young people about the types of inappropriate content they've seen on Minecraft: Pocket Edition. The level of risk is based on the % of respondents who reported seeing these types of content. The ratings are: Low Risk (less than 5% of respondents); Medium Risk (between 5 and 25%); and High Risk (over 25%, or more than one in four).

Sexual



Low Risk

Violence & hatred



Medium Risk

Bullying



Medium Risk

Suicide & self-harm



Drink, drugs & crime



<https://www.internetmatters.org/parental-controls/social-media/>



PLATFORMS



Managing your professional reputation online



Should we be on social networking sites?

Managing your professional reputation online



Should we be on social networking sites?

Remember, privacy is key!



What other sites are you on?
Have you checked your
privacy settings?



<https://www.internetmatters.org/parental-control/social-media/>

Check your privacy
settings regularly to make
sure you are happy with
them

Search your name
online and check
your digital footprint

Respect the
wishes of other
colleagues on
social networking
sites, and those
who don't have
accounts

FACEBOOK

Childnet



Timeline About Friends Photos More

Intro

+ What are your hobbies? 🏈 🎸

Status Photo/Video Live video

Home Find Friends

← Back

Privacy check-up

Who can see my stuff?

Who can see my future posts?

Family

Who should see this?

Public
Anyone on or off Facebook

Friends
Your friends on Facebook

Friends except...
Don't show to some friends

Specific friends
Only show to some friends


Only me
Only me


Custom
Include and exclude friends and lists

Family



TWITTER



Childnet 
@childnet

childnet.com/film-competition

CHILDNET FILM COMPETITION 2017

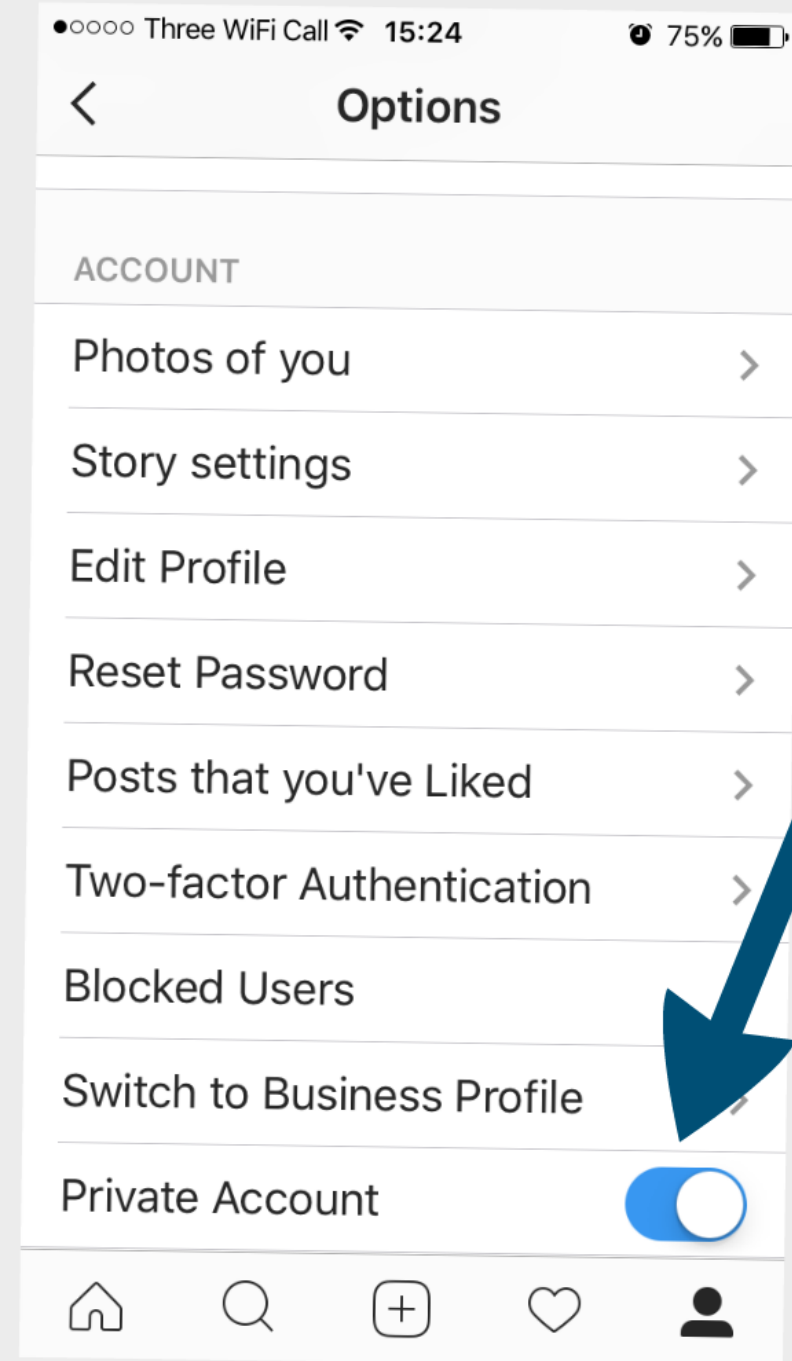
- Account >
- Privacy and safety** >
- Password >
- Mobile >
- Email notifications >
- Notifications >
- Find friends >
- Muted accounts >

Privacy and safety

Privacy



- Tweet privacy** **Protect my Tweets**
If selected, only those you approve will receive your Tweets. Your future Tweets will not be available publicly. Tweets posted previously may still be publicly visible in some places. [Learn more.](#)
- Tweet location** **Tweet with a location**
If selected, you can add a location to your Tweets, such as your city or precise location, from the web and via third-party applications. This setting does not affect Twitter for iOS or Android. [Learn more](#)
- Delete location information**
- This will delete location labels you have added to your Tweets. This may take up to 30 minutes.
- Photo tagging** **Allow anyone to tag me in photos**
 Only allow people I follow to tag me in photos
 Do not allow anyone to tag me in photos



INSTAGRAM

What other sites are you on?
Have you checked your
privacy settings?



[https://www.internetmatters.org/parental-controls/
social-media/](https://www.internetmatters.org/parental-controls/social-media/)



Online Safety

St Bernadette's Catholic Primary School

Key Issues & Resources

Social Media & Privacy

Safer Internet Day

KEY POINTS TO CONSIDER
WHEN TEACHING **ONLINE SAFETY**

Remember to highlight the positives

Think carefully before you react

Recognise young people use the internet differently to adults

Create a culture of open dialogue in your classroom

Be interested, ask questions, listen to young people's views

Safer Internet day

Tuesday 5th February
2019

**Together for a
better internet**



- Digital leaders will visit assemblies on that day.
- Activities to be completed in the classroom.
- Photograph or a piece of work from each class.

Resoures:

Staff Common -> Planning -> Computing -> Safer
Internet day





You Tube

- Digital leaders will visit assemblies on that day.
- Activities to be completed in the classroom.
- Photograph or a piece of work from each class.

Resources:

Staff Common -> Planning -> Computing -> Safer Internet day





Online Safety

St Bernadette's Catholic Primary School

Key Issues & Resources

Social Media & Privacy

Safer Internet Day